



FRANKLIN COUNTY






SCHOOL SYSTEM SNAPSHOT: 2020 EDITION*

P.O. Box 610 | Russellville, AL 35653 | (256) 332-1360

Superintendent | Greg Hamilton

Board Members | Terry O'Neal Welborn, Shannon Oliver, Ralton Baker, Larry P. Cochran, Kacey Johnston

By the Numbers

	Schools¹	9
	Students/ADM²	3,600
	Free & Reduced Lunch	33%
	Community Eligibility Program	39%
	Number of Route Buses³	52
	State-Funded Buses ⁴	94%
	Students Bused	1,955
	Full-Time Employees	475
	Teachers	236
	Principals/ Assistant Principals	14
	Counselors	11
	Librarians	8
	Other Certified Employees	9
	Support Personnel	197

¹ Schools with enrollment, including Alternative and Career Technical Education
² Average Daily Membership
³ Data collected in FY16 and used for FY18 funding
⁴ Percent of school system bus fleet renewal eligible for state funding
⁵ Calculation excludes Transportation Fleet Renewal and Public School Fund Capital Outlay
⁶ 2017-2018 NEA Rankings of the States



\$2,883,927

Cost of One Month's Operation⁵

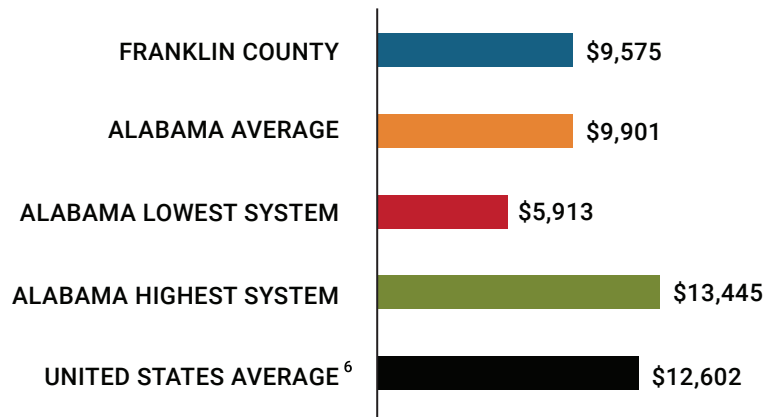


1.04

Number of Months Reserve Balance

Compare Your School System

Total Per-Pupil Expenditures (PPE)



Franklin County

Per Pupil Expenditures

Federal PPE Rank **43**

State PPE Rank **38**

Local PPE Rank **107**



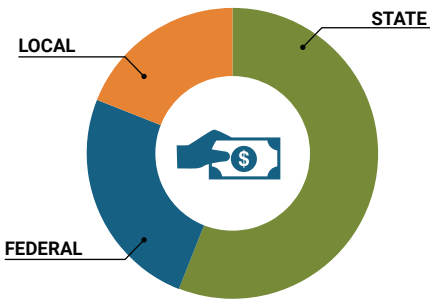
Per Pupil Expenditures among 137 systems

OVERALL SYSTEM RANK 77

* THIS REPORT INCLUDES FISCAL YEAR 2018 DATA

School System Revenue

How was your school system funded?¹



\$24,511,917	STATE	56%
\$11,085,080	FEDERAL	25%
\$8,187,611	LOCAL	19%
— \$1,656,280	Local 10-Mill Match	
\$6,531,331	AVAILABLE LOCAL REVENUE	

VALUE OF 1-MILL
For Your School System

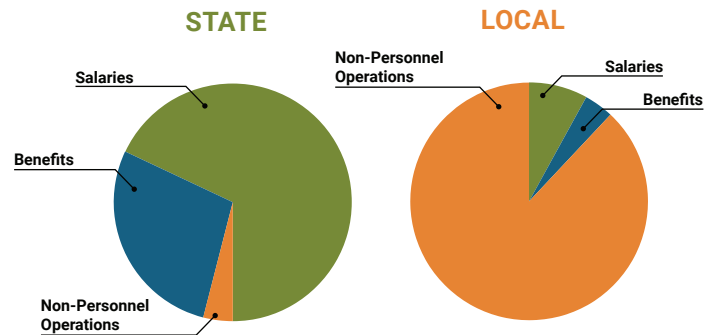
\$165,628

School System Spending

How did your school system spend state & local dollars?¹

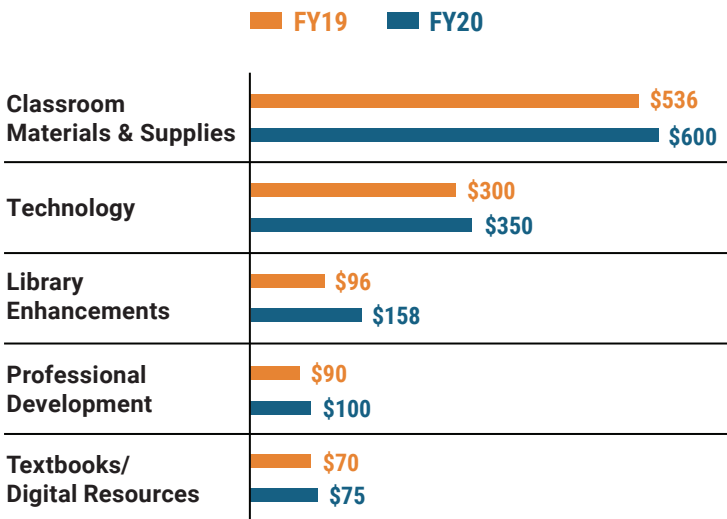
	STATE SPENDING ^{2,3}	LOCAL SPENDING ²
Salaries	\$17,002,996	\$436,448
Benefits	\$6,929,131	\$209,305
Non-Personnel Operations	\$952,751	\$4,527,758
TOTAL	\$24,884,878	\$5,173,512

¹ Revenues and expenditures may contain nominal variances
² Does not include debt service or capital outlay
³ Includes 10-mill match

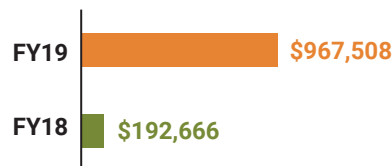


Only 4% of state funding goes to Non-Personnel Operations

Instructional Support



Educational Advancement & Technology Fund⁴



⁴ These one-time supplemental funds may be used for repairs and deferred maintenance, classroom instructional supplies, insurance for facilities, transportation, technology and school safety measures.

System Debt

TOTAL DEBT⁵ **\$17,107,720** **DEBT PER STUDENT** **\$4,753**

⁵ The debt totals in system audit reports may differ due to audit adjustments



ALABAMA
ASSOCIATION OF
SCHOOL BOARDS

Sally Smith, J.D.
Executive Director

Lissa Tucker, J.D.
Director of Government Relations

43 South Jackson Street
Montgomery, Alabama 36104

1-800-562-0601 | AlabamaSchoolBoards.org

@AlaSchoolBoards Facebook.com/AlabamaSchoolBoards